

Product Information

Boomerang Bench DF5330



Size: 97 11/16" x 39 1/8" x 17 1/2"

Weight: 1950 lbs.

Material: Reinforced Concrete,
Wood

Reinforcing: Steel Rebar

Features: *Lifting strap slots
*Anchoring Kit TF9047
included

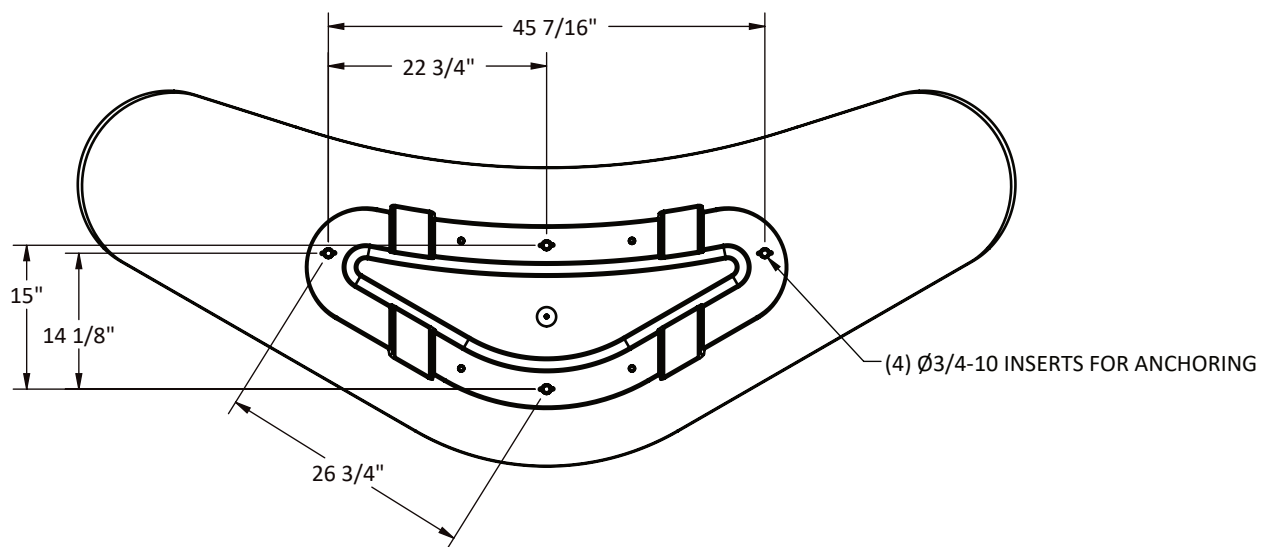
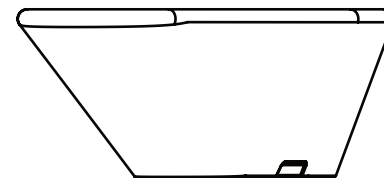
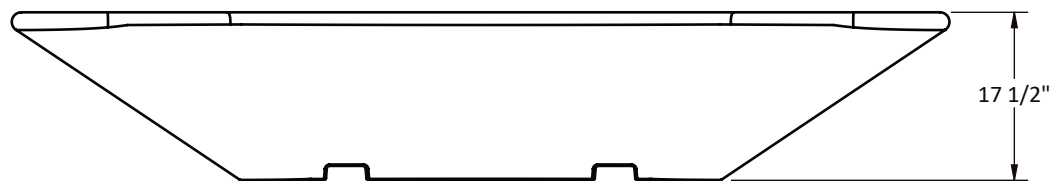
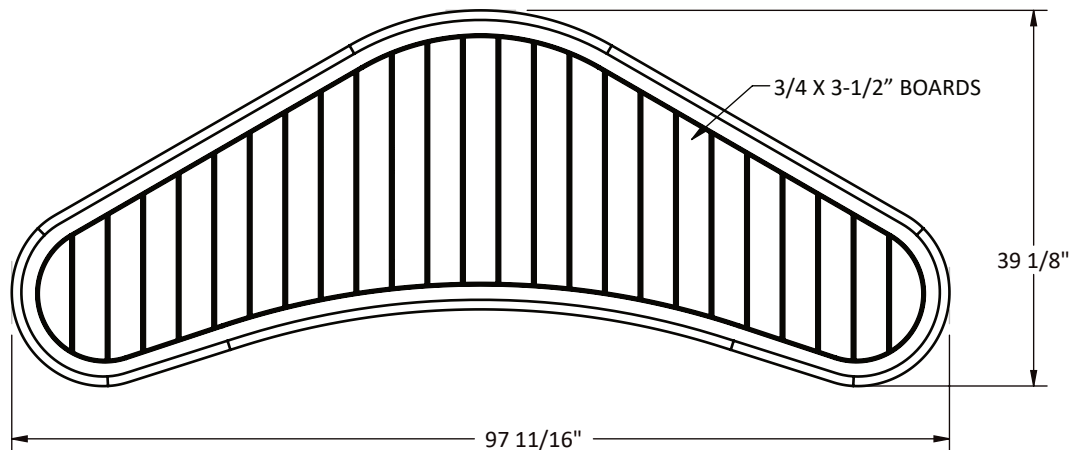
****Anchoring is required****

Concrete Finish Options

-Standard Color Palette

Wood Finish Options

-Standard Wood Finishes



BENCH WEIGHT IS 2,100 LBS

REVISIONS

	NAME	DATE	NOTES
1			
2			
3			
4			
5			
6			
7			
8			

CONFIDENTIAL INFORMATION

THESE DRAWINGS, SPECIFICATIONS AND OTHER INFORMATION AND DOCUMENTS ACCOMPANYING THEM ARE THE CONFIDENTIAL AND PROPRIETARY PROPERTY OF WAUSAU TILE, INC. THE DRAWINGS THEMSELVES SHALL BELONG TO THE OWNER FOR USE ONLY ON THE PROJECT. ANY ADDITIONAL USE SHALL REQUIRE THE PRIOR WRITTEN APPROVAL OF WAUSAU TILE, INC. THE PROPRIETARY INFORMATION CONTAINED WITHIN THE DRAWINGS AND THE DOCUMENTS IS AND SHALL REMAIN THE SOLE PROPERTY OF WAUSAU TILE, INC.

BENCH, BOOMERANG

UNLESS OTHERWISE SPECIFIED
DIMENSIONS ARE IN INCHES
TOLERANCE:
FRACTIONS $\pm 1/8"$ ANGLE $\pm 0.5^\circ$
DIM: 2-PL ± 0.01 3-PL ± 0.05

DRAWN BY: DLS 10-17-2016

DATE: 5/11/2017

MATERIAL:

CO NUMBER:

WEIGHT:

NUMBER:

DF5330