


Structure: IP23125

Age Group: 2-12

ADA: Yes/Transfer

Dimensions: 26'x18'x10'

Capacity: 45



Structure: IP23125

Age Group: 2-12

ADA: Yes/Transfer

Dimensions: 26'x18'x10'

Capacity: 45



Structure: IP23125

Age Group: 2-12

ADA: Yes/Transfer

Dimensions: 26'x18'x10'

Capacity: 45



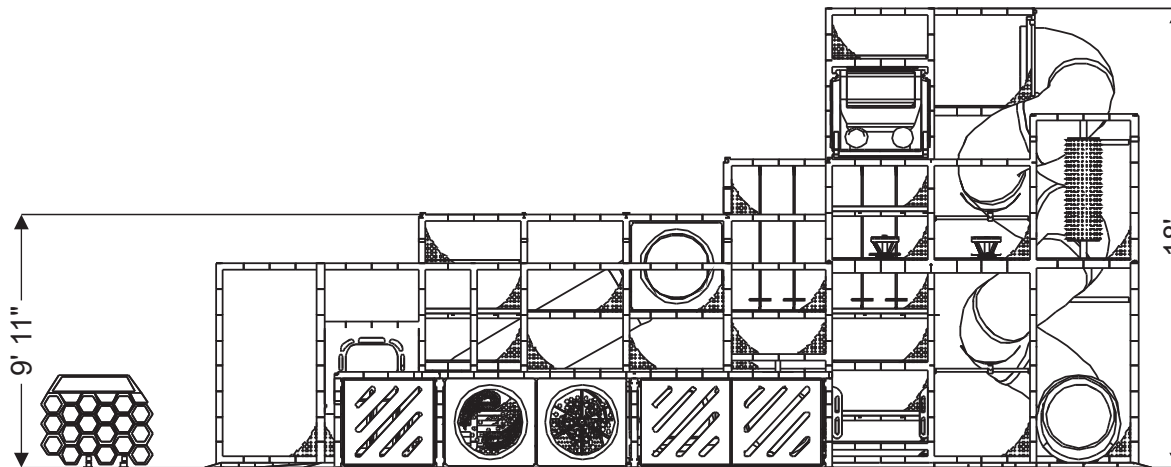
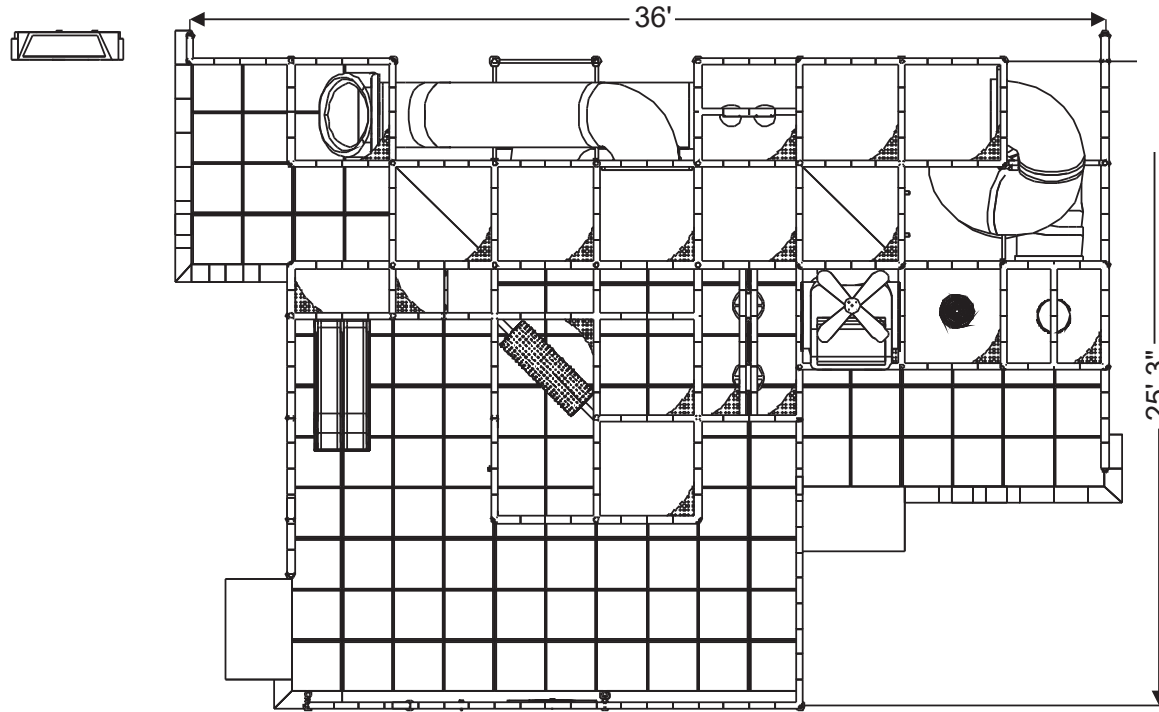
Structure: IP23125

Age Group: 2-12

ADA: Yes/Transfer

Dimensions: 26'x18'x10'

Capacity: 45



Structure: IP23125

Age Group: 2-12

ADA: Yes/Transfer

Dimensions: 26'x18'x10'

Capacity: 45

Activities and Events:




Ball Turn Activity Panel
Toddler Activity



Gyro Activity Panel
Toddler Activity



Pinball Activity Panel
Toddler Activity



Turbo Helicopter with Steering
Wheel & Lookout Windows




32" Tot Triple Rail Slide
Toddler Activity



(2) Sky Spinners



(2) Twist 'N Turn Seats



(5) Wave Runs



Front View



Back View

11' Curved T-Tube Crawl Tunnel
Toddler Activity

Structure: IP23125

Age Group: 2-12

ADA: Yes/Transfer


Dimensions: 26'x18'x10'

Capacity: 45

Activities and Events:



8 Level Deck Climb &
5 Level Deck Climb



Sneaker Keeper




14' Enclosed Spiral
Tube Slide



6' 6" Enclosed Hook
Tube Slide



(2) Lily Pads



Squeeze Play



Diagonal Roll

Structure: IP23125

Age Group: 2-12

ADA: Yes/Transfer

Dimensions: 26'x18'x10'

Capacity: 45

Roto Plastic:



LIGHT GREY (LGY)



DARK YELLOW (DY)



ORANGE (OR)



WOODS ORANGE (WO)



TAN (TA)



BURGUNDY (BU)



DARK RED (DR)



PURPLE (PU)



GECKO GREEN (GC)



COBALT BLUE (CB)



TEAL (TE)



GREEN (GR)



KENTUCKY GREEN (KG)



ARIZONA TURQUOISE (AT)




CYAN (CY)



BLUE (BL)




Green, Blue, Yellow, Red, Tan, Black, Silver & White




Black

Post Foam:



Black, Gray, Blue, Purple, Green, Tan, Red, & Yellow

HDPE:





Black, Red, Yellow, Blue, Green, & Tan



BUFFING TOP

Pigmented using organic powder color coating methods that will not delaminate over time.
Sealed with specially formulated polymer agent that bonds pigments into the rubber.



EPDM TOP

EPDM granules are used to create options from bright solids to special blends for specific color themes. Mixtures includes a vibrant 90% EPDM/40%black mesh for standout solids, a 50/50 mix with black mesh, and mixtures with up to 3 EPDM colors. Ask your rep about specific blends to cover your space needs.

STANDARD COLORS



BEIGE



BLUE



GREEN



RED

PREMIUM COLORS*



BRIGHT BLUE



DARK BLUE



DARK GREEN



PINK



LILAC



BRIGHT RED



BRIGHT GREEN



BRIGHT YELLOW



YELLOW



BRIGHT ORANGE



BEIGE BROWN



BROWN



WHITE



EGGSHELL



GRAY



MIDDLE GRAY




DARK GREY



GEZOFLEX
EPDM FOR SYNTHETIC FLOORING



90/10
BLUE



50/50
BLUE



45% GRAY
45% BLUE
10% BLACK MESH

**Premium colors subject to upcharges*