

**Structure: IP23142**

**Age Group: 2-12**

**ADA: Yes/Transfer**

**Dimensions: 20'x14'x8'**

**Capacity: 16**




**Structure: IP23142**

**Age Group: 2-12**

**ADA: Yes/Transfer**

**Dimensions: 20'x14'x8'**

**Capacity: 16**




**Structure: IP23142**

Age Group: 2-12

ADA: Yes/Transfer

Dimensions: 20'x14'x8'

Capacity: 16



**Structure: IP23142**

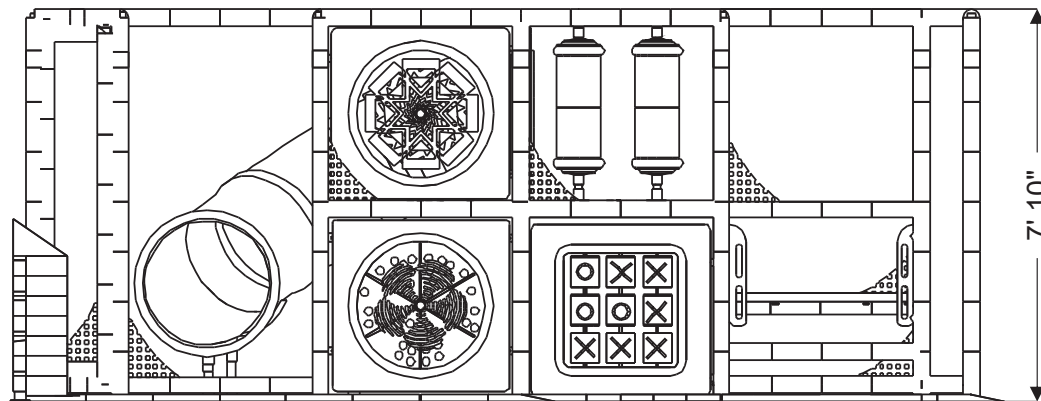
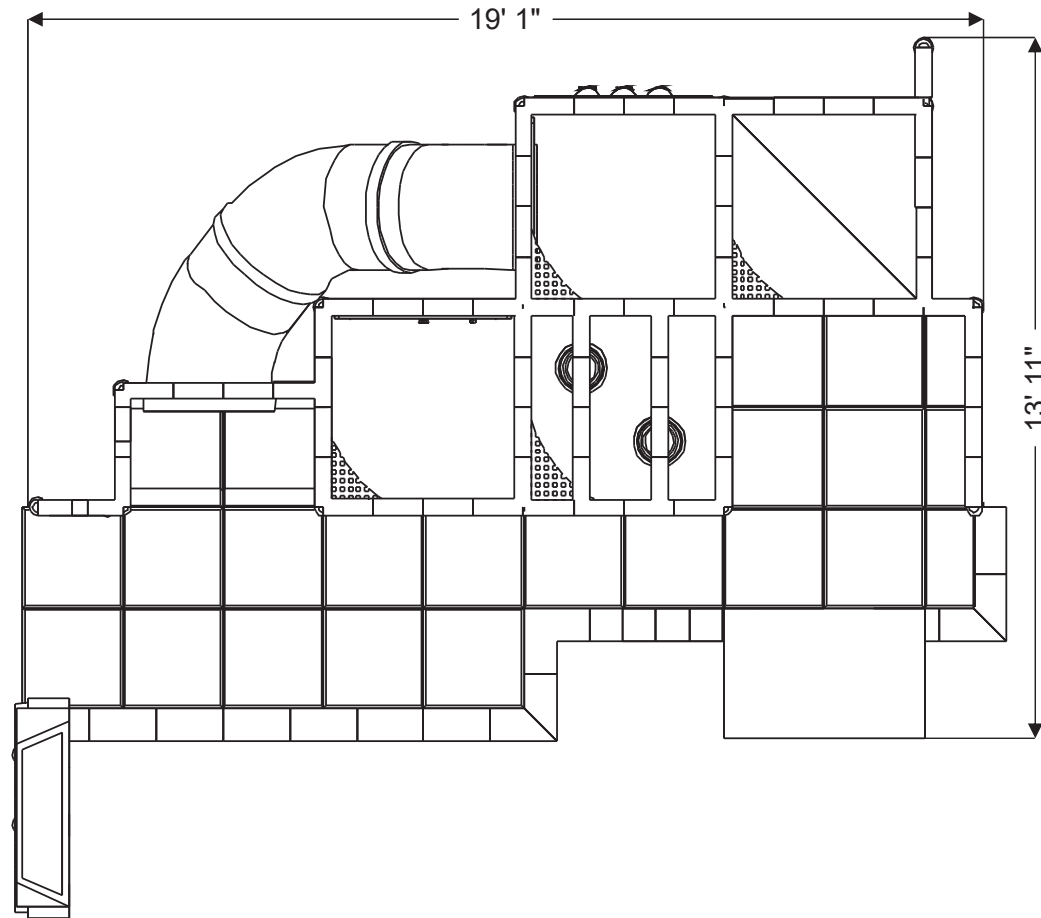
Age Group: 2-12

ADA: Yes/Transfer

Dimensions: 20'x14'x8'

Capacity: 16

# Plan View:



**Structure: IP23142**

**Age Group: 2-12**

**ADA: Yes/Transfer**

**Dimensions: 20'x14'x8'**

**Capacity: 16**

# Activities and Events:



Gyro Activity Panel  
*Toddler Activity*




Ball Turn Activity Panel  
*Toddler Activity*



Tic-Tac-Toe  
Activity Panel  
*Toddler Activity*



4' 8" Enclosed Curved  
Tube Slide



Sneaker Keeper



(2) Squeeze Play



3 Level  
Deck Climb

**Structure: IP23142**

Age Group: 2-12

ADA: Yes/Transfer

Dimensions: 20'x14'x8'

Capacity: 16

**Roto Plastic:**



LIGHT GREY (LGY)



DARK YELLOW (DY)



ORANGE (OR)



WOODS ORANGE (WO)



TAN (TA)



BURGUNDY (BU)



DARK RED (DR)



PURPLE (PU)



GECKO GREEN (GC)



COBALT BLUE (CB)



TEAL (TE)



GREEN (GR)



KENTUCKY GREEN (KG)



ARIZONA TURQUOISE (AT)



CYAN (CY)



BLUE (BL)



Green, Blue, Yellow, Red, Tan, Black, Silver & White




Black

**Post Foam:**



Black, Gray, Blue, Purple, Green, Tan, Red, & Yellow

**HDPE:**




Black, Red, Yellow, Blue, Green, & Tan



### BUFFING TOP

Pigmented using organic powder color coating methods that will not delaminate over time.  
Sealed with specially formulated polymer agent that bonds pigments into the rubber.



# EPDM TOP

EPDM granules are used to create options from bright solids to special blends for specific color themes. Mixtures includes a vibrant 90% EPDM/40%black mesh for standout solids, a 50/50 mix with black mesh, and mixtures with up to 3 EPDM colors. Ask your rep about specific blends to cover your space needs.

## STANDARD COLORS



BEIGE



BLUE



GREEN



RED

## PREMIUM COLORS\*



BRIGHT BLUE



DARK BLUE



DARK GREEN



PINK



LILAC



BRIGHT RED



BRIGHT GREEN



BRIGHT YELLOW



YELLOW



BRIGHT ORANGE



BEIGE BROWN



BROWN



WHITE



EGGSHELL



GRAY



MIDDLE GRAY




DARK GREY



GEZOFLEX  
EPDM FOR SYNTHETIC FLOORING



90/10  
BLUE



50/50  
BLUE



45% GRAY  
45% BLUE  
10% BLACK MESH

*\*Premium colors subject to upcharges*