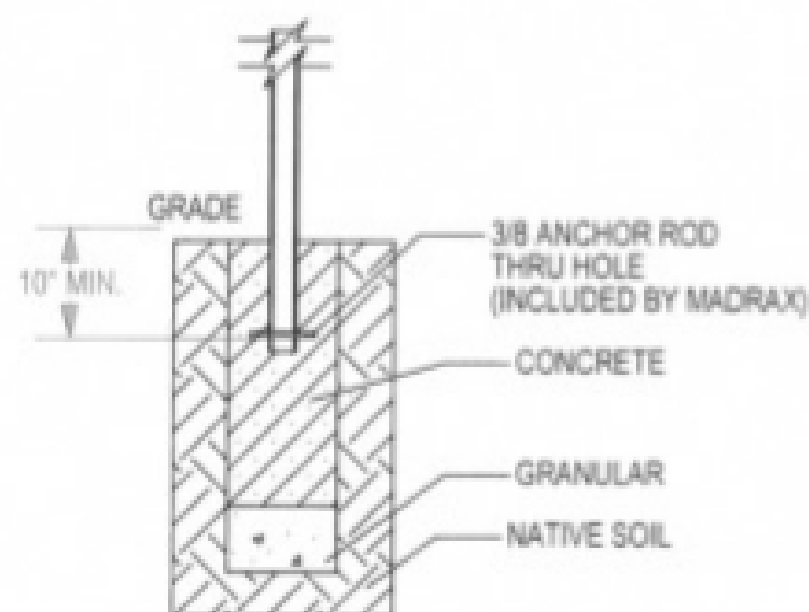
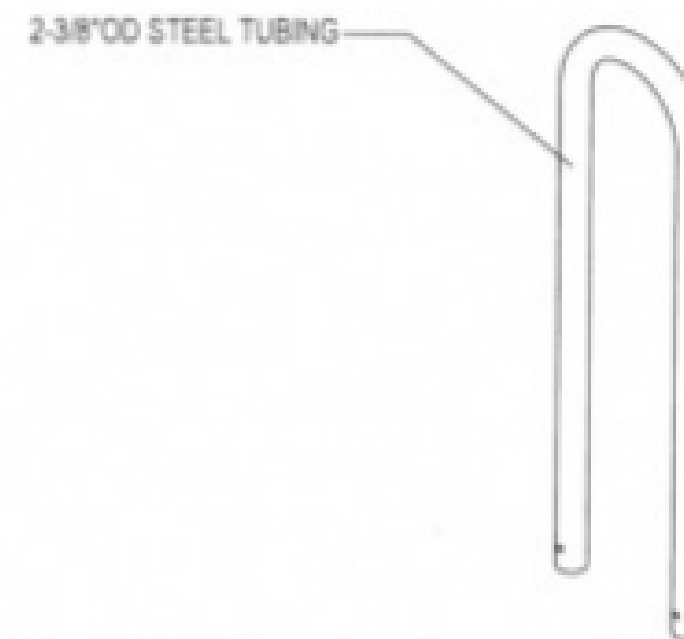


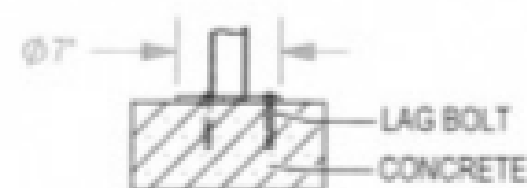
ELEVATION VIEW



□ IN GROUND MOUNT (IG)

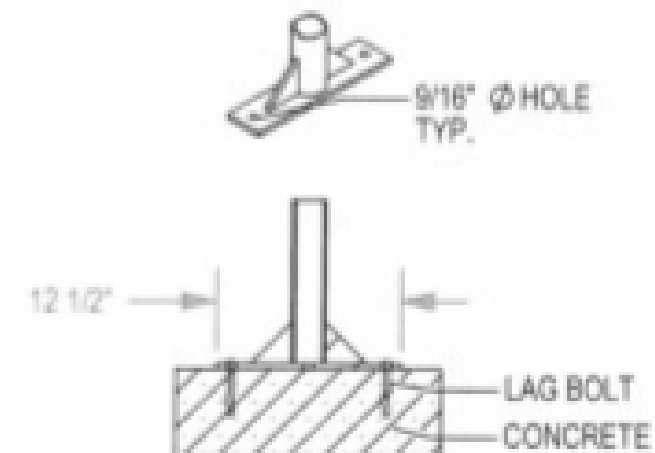
1 LOOP - 3 BIKE CAPACITY

CHECK DESIRED MOUNT □



□ SURFACE FLANGE MOUNT (SF)

SECTION VIEWS



□ SURFACE GUSSET MOUNT (SG)

DESCRIPTION: HEAVY DUTY WINDUP BIKE RACK
3 BIKE, SURFACE OR IN GROUND MOUNT
DATE: 8-21-12
ENG: SMC

CONFIDENTIAL DRAWING AND INFORMATION IS NOT TO BE COPIED OR DISCLOSED
TO OTHERS WITHOUT THE CONSENT OF GRABER MANUFACTURING, INC.
SPECIFICATIONS ARE SUBJECT TO CHANGE WITHOUT NOTICE.

©2012 GRABER MANUFACTURING, INC. ALL PROPRIETARY RIGHTS RESERVED.

NOTES:

1. INSTALL BIKE RACKS ACCORDING TO MANUFACTURER'S SPECIFICATIONS.
2. CONSULTANT TO SELECT COLOR/FINISH. SEE MANUFACTURER'S SPECIFICATIONS.
3. SEE SITE PLAN FOR LOCATION OR CONSULT OWNER.