
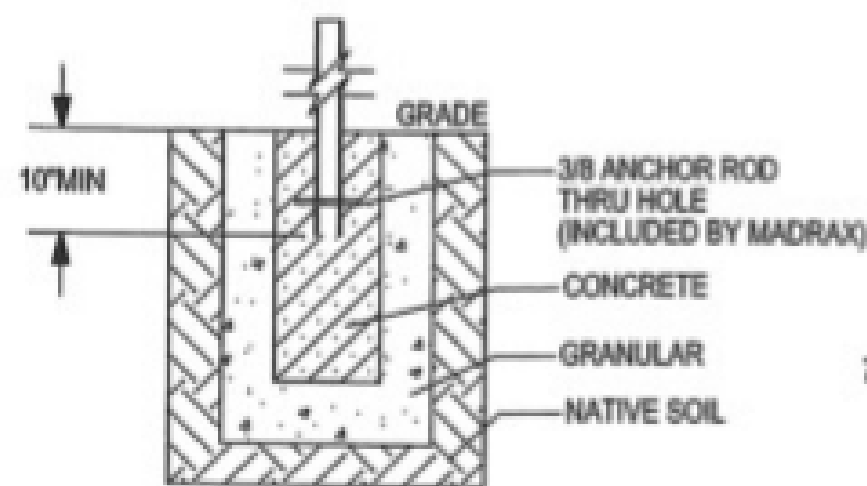


ELEVATION VIEW  
1 LOOP - 3 BIKE CAPACITY



611CIG 611GIG  
611CSM 611GSM


CHECK DESIRED MOUNT □



□ IN GROUND MOUNT (IG)



□ SURFACE FLANGE MOUNT (SF)



□ SURFACE GUSSET MOUNT (SG)

SECTION VIEWS

3 BIKE, SURFACE OR IN GROUND MOUNT

DATE: 8-5-02  
ENG: TLG

CONFIDENTIAL DRAWING AND INFORMATION IS NOT TO BE COPIED  
OR DISCLOSED TO OTHERS WITHOUT THE CONSENT OF TRILARY, INC..  
SPECIFICATIONS ARE SUBJECT TO CHANGE WITHOUT NOTICE.

NOTES:

1. INSTALL BIKE RACKS ACCORDING TO MANUFACTURER'S SPECIFICATIONS.
2. CONSULTANT TO SELECT COLOR(FINISH). SEE MANUFACTURER'S SPECIFICATIONS.
3. SEE SITE PLAN FOR LOCATION OR CONSULT OWNER.
4. SPECIFICATIONS ARE SUBJECT TO CHANGE WITHOUT NOTICE.