



Model # TR32

PRODUCT SPECIFICATIONS

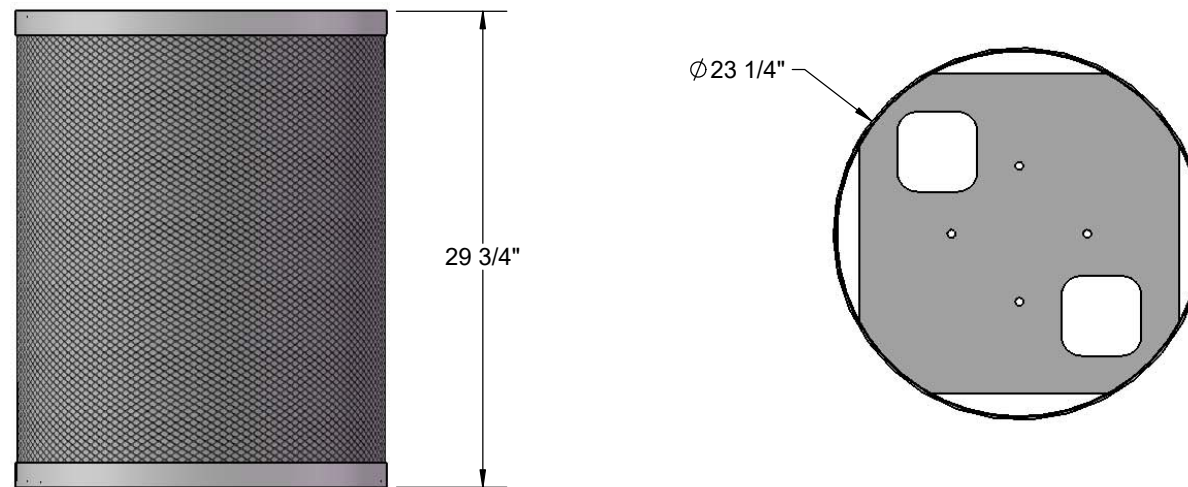
TR32 32 GALLON TRASH RECEPTACLE

Receptacle Coating: Oven fused functionalized polyethylene copolymer-based thermoplastic. Fluidized bed coating application with superior mechanical performance, impact resistance and UV-stability.

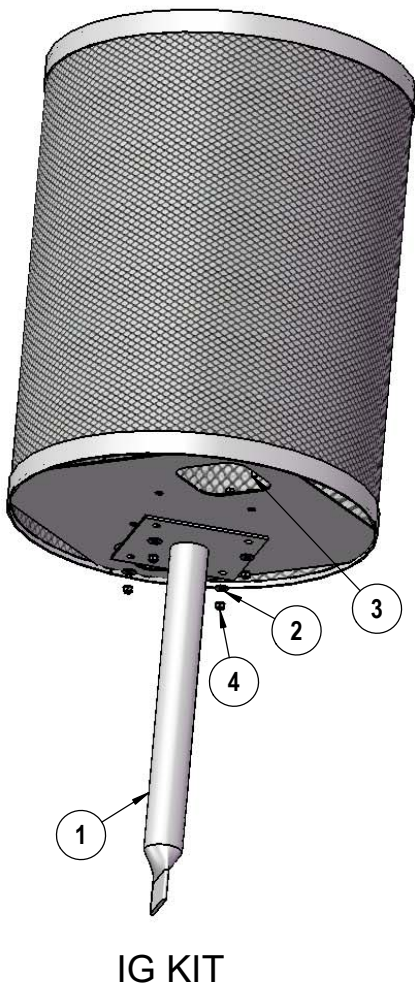
Material: 3/4" #9 steel expanded metal. 11 gauge x 1-1/2" flat strip border the top and bottom of the expanded metal, and the vertical seam. Bottom plate fabricated from 11 gauge sheet steel laser cut for a precision fit. All electrically MIG welded.

Receptacle Dimensions: 23-1/4" diameter x 29-3/4" high x 32 gallon capacity.

Hardware: Attachment hardware and mounting kit not included (7/16" diameter holes provided in receptacle for mounting).



IN-GROUND MOUNTING OPTION



INGROUND MOUNT FOR TRASH RECEPTACLE

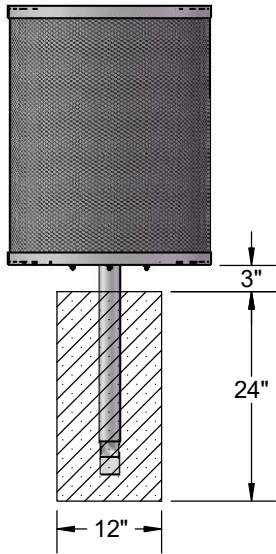
Frame: 2- 3/8" O.D. x 12 gauge pre-galvanized structural steel tubing.
Receptacle mounting plates are 7 gauge x 8" x 8" steel plate with 4 holes.

Frame Coating: Electrostatic powder coated application oven cured.

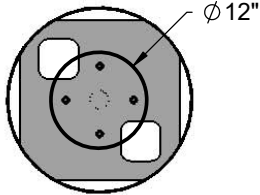
Hardware: All stainless steel hardware fasteners. (Included).

Dimensions: Overall dimension is 24 1/4" x 8" x 8".

Attach the In Ground Kit to the receptacle as shown using specified hardware.



Estimated Required Concrete:
5 - 50lb Bags of Concrete Mix



ITEM NO.	PartNo	DESCRIPTION	QTY
1	P-01-05-0052	receptacle inground mount	1
2	33-02-0007	5/16" SS Washer	8
3	33-05-0029	5/16" x 1" Machine Bolt (SS)	4
4	33-03-0012	5/16" Kep Nut (SS)	4

SURFACE MOUNT MOUNTING OPTION

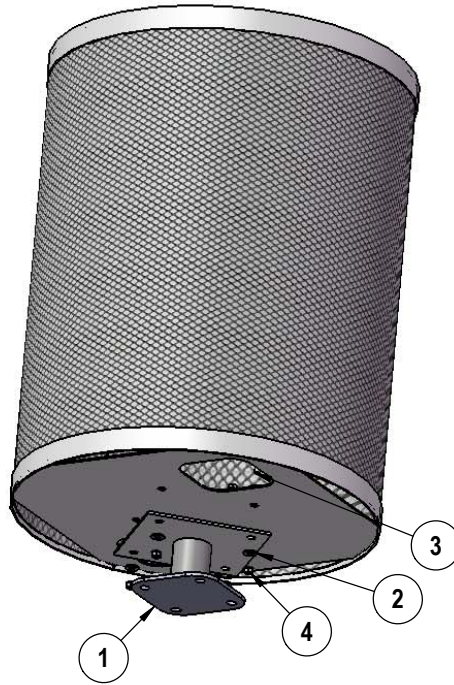
SURFACE MOUNT FOR TRASH RECEPTACLE

Frame: 2- 3/8" O.D. x 12 gauge pre-galvanized structural steel tubing.
Receptacle mounting plates are 7 gauge x 8" x 8" steel plate with 4 holes .
Surface mounting plates are 1/4" x 6" x 6" steel plate with 4 holes.

Frame Coating: Electrostatic powder coated application oven cured.

Hardware: All stainless steel hardware fasteners. (Included).

Dimensions: Overall dimension is 3-3/4" x 8" x 8".



Attach the Surface Mount Kit to the receptacle as shown using specified hardware.

SM KIT

ITEM NO.	PartNo	DESCRIPTION	QTY
1	P-01-05-0053	receptacle surface mount	1
2	33-02-0007	5/16" SS Washer	8
3	33-05-0029	5/16" x 1" Machine Bolt (SS)	4
4	33-03-0012	5/16" Kep Nut (SS)	4

Recommended Surface Mount Hardware:
3/8" x 3-1/2" Concrete Expansion Anchor Bolts
(Not Included)

LINER OPTION

LINER 32

Heavy Duty Plastic

